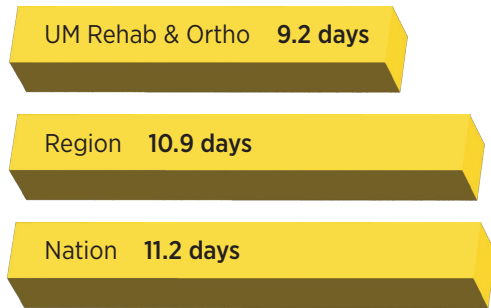


Stroke Rehabilitation Program | 2023

NUMBER OF PATIENTS: 297

AVERAGE DAYS FROM ONSET



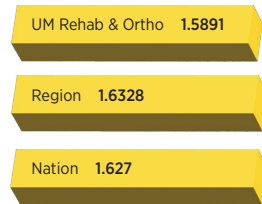
Our patients come to rehab earlier

AVERAGE LENGTH OF STAY



*Region: MD, WV, PA, DE & DC

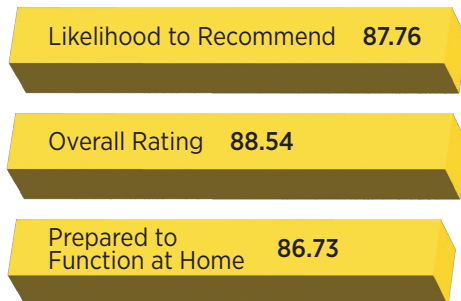
CASE MIX INDEX (CMI)



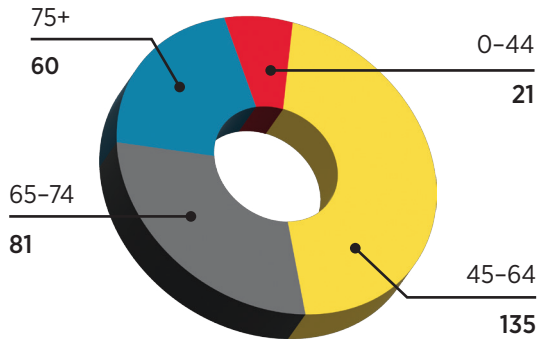
Higher number indicates increased medical complexity

QUALITY & SATISFACTION

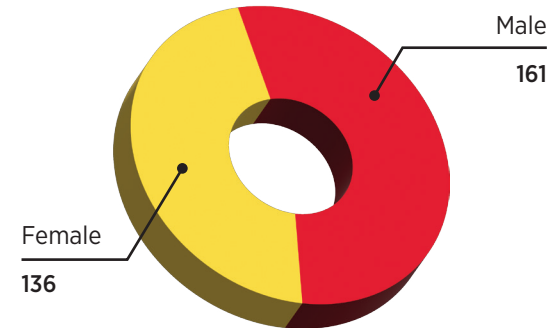
(Based on Press Ganey scores (0-100) / UM Rehab & Ortho mean score)



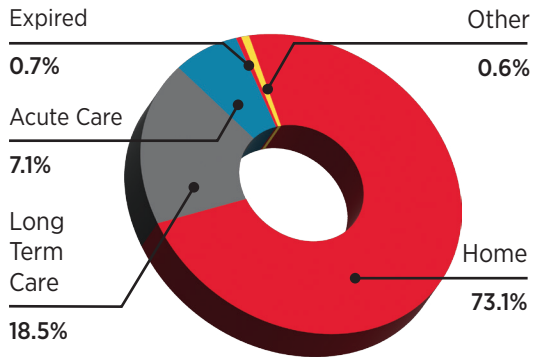
AGE (Average Age: 63.4)



GENDER



DISCHARGE SETTING



FUNCTIONAL OUTCOMES

Change in Self-Care	UM Rehab & Ortho	10.70
	Expected Ave	11.90
Change in Mobility	UM Rehab & Ortho	32.70
	Expected Ave	33.80
Functional Efficiency (higher number is better)	UM Rehab & Ortho	3.11
	Expected Ave	2.85