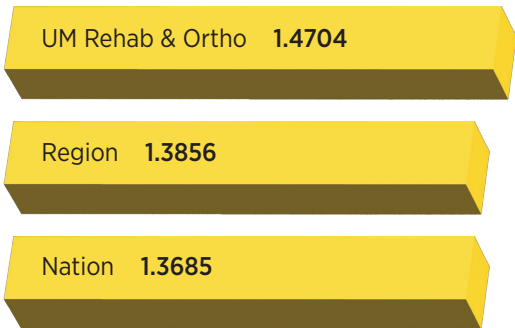


# Brain Injury Rehabilitation | 2023

**NUMBER OF PATIENTS: 198**

## CASE MIX INDEX (CMI)



Higher number indicates increased medical complexity

## AVERAGE LENGTH OF STAY

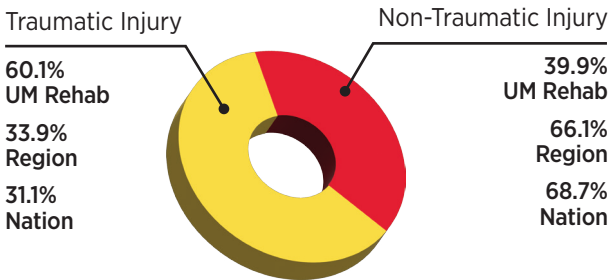


\*Region: MD, WV, PA, DE & DC

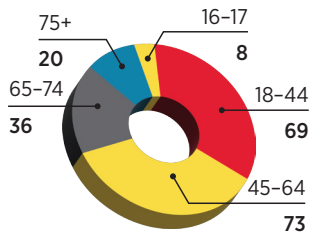
## AVERAGE DAYS FROM ONSET



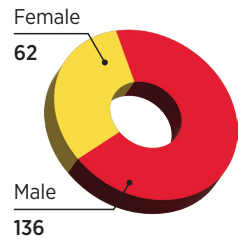
## INJURY



## AGE (Average Age: 51.6)

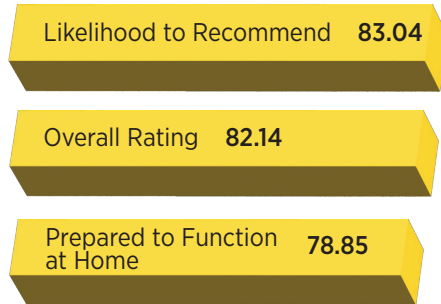


## GENDER

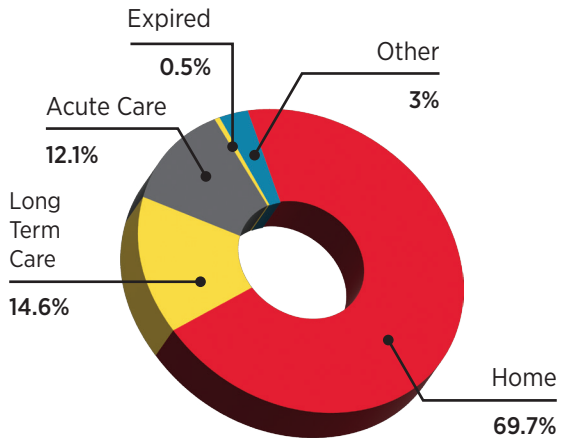


## QUALITY & SATISFACTION

(Based on Press Ganey scores (0-100) | UM Rehab & Ortho mean score)



## DISCHARGE SETTING



## FUNCTIONAL OUTCOMES

Change in Self-Care	UM Rehab & Ortho	11.40
	Expected Ave	13.00
Change in Mobility	UM Rehab & Ortho	26.00
	Expected Ave	29.80
Functional Efficiency (higher number is better)	UM Rehab & Ortho	2.45
	Expected Ave	2.97