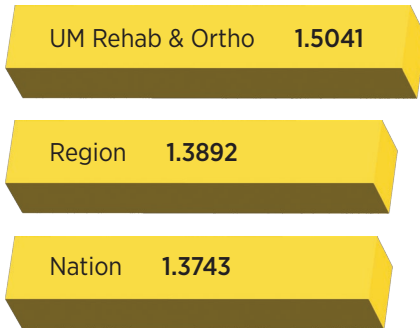


Brain Injury Rehabilitation | 2022

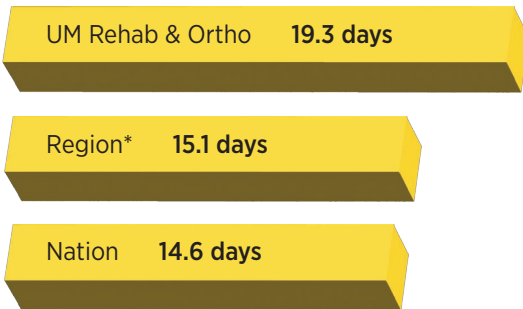
NUMBER OF PATIENTS: 263

CASE MIX INDEX (CMI)



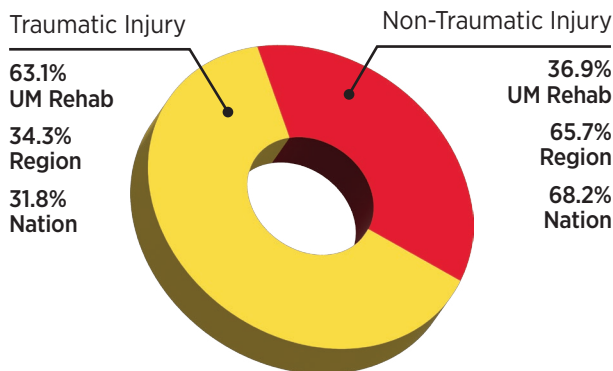
Higher number indicates increased medical complexity

AVERAGE LENGTH OF STAY



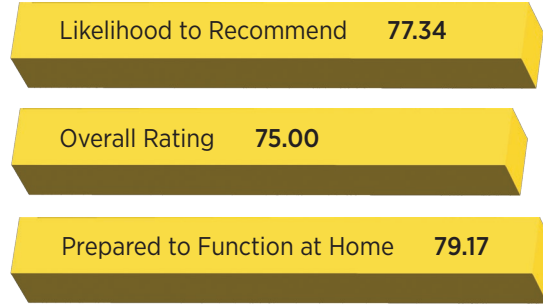
*Region: MD, WV, PA, DE & DC

INJURY

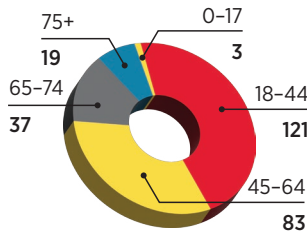


QUALITY & SATISFACTION

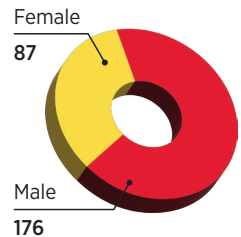
(Based on Press Ganey scores (0-100) |
UM Rehab & Ortho mean score)



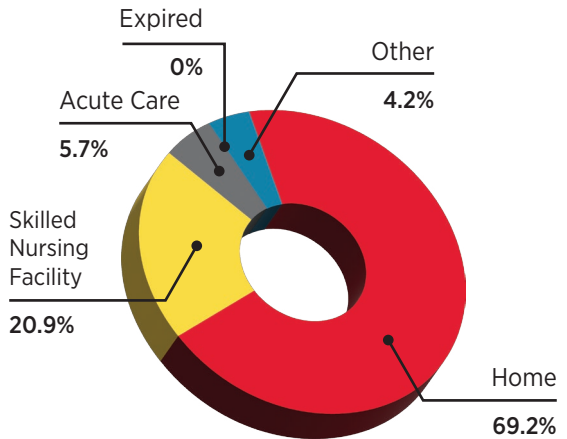
AGE (Average Age: 47.1)



GENDER



DISCHARGE SETTING



FUNCTIONAL OUTCOMES

Change in Self-Care	UM Rehab & Ortho	11.90
	Expected Ave	12.50
Change in Mobility	UM Rehab & Ortho	29.20
	Expected Ave	30.60
Functional Efficiency (higher number is better)	UM Rehab & Ortho	3.29
	Expected Ave	2.87