

# Medically Complex Rehabilitation | 2023

**NUMBER OF PATIENTS: 165**

## AVERAGE DAYS FROM ONSET

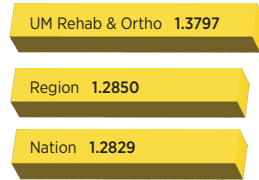


## AVERAGE LENGTH OF STAY



\*Region: MD, WV, PA, DE & DC

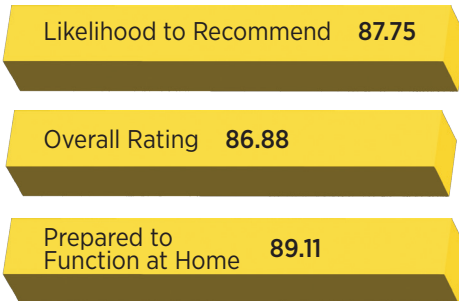
## CASE MIX INDEX (CMI)



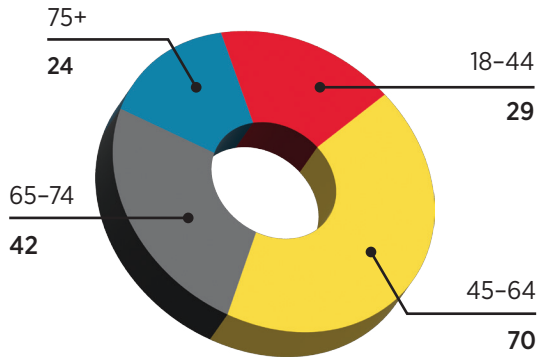
Higher number indicates increased medical complexity

## QUALITY & SATISFACTION

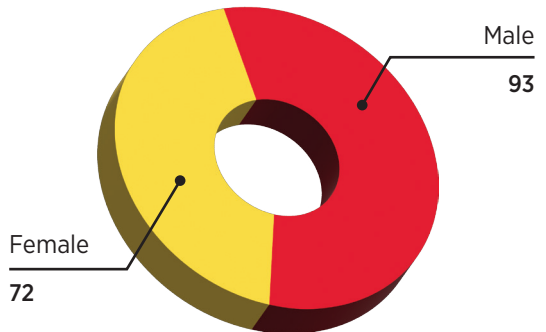
(Based on Press Ganey scores (0-100) | UM Rehab & Ortho mean score)



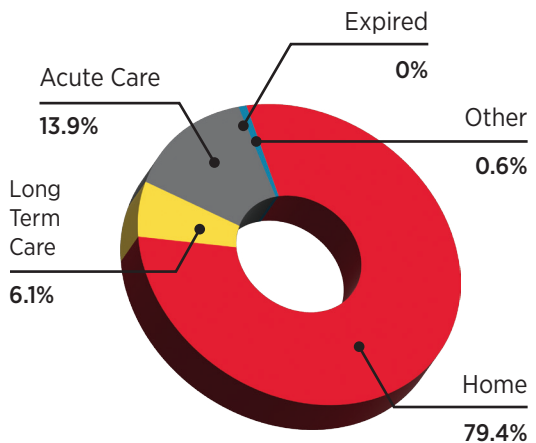
## AGE (Average Age: 59.2)



## GENDER



## DISCHARGE SETTING



## FUNCTIONAL OUTCOMES

<b>Change in Self-Care</b>	UM Rehab & Ortho	15.60
	Expected Ave	13.90
<b>Change in Mobility</b>	UM Rehab & Ortho	35.10
	Expected Ave	33.50
<b>Functional Efficiency</b> (higher number is better)	UM Rehab & Ortho	4.30
	Expected Ave	3.53