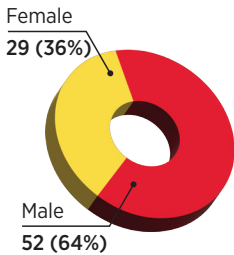


# Spinal Cord Injury Rehabilitation Program Outpatient Therapy

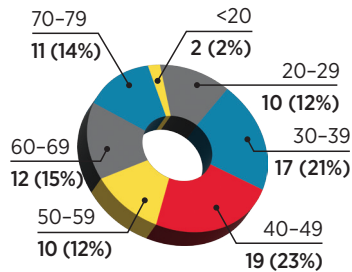
REPORTING PERIOD FY22  
JULY 2021 THROUGH JUNE 2022

**NUMBER OF PATIENTS  
SERVED: 81** total patients evaluated

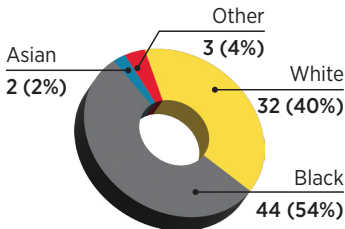
## SEX



## AGE RANGE



## RACE



## AVERAGE NUMBER OF VISITS

on OP service for those completing care

PT: Average of 20 visits

OT: Average of 16 visits

OT Seating: Average of 2 visits

SLP: Average of 2 visits

## AVERAGE GOAL ACHIEVEMENT

PT: 4/5 (75-90% goal achievement)

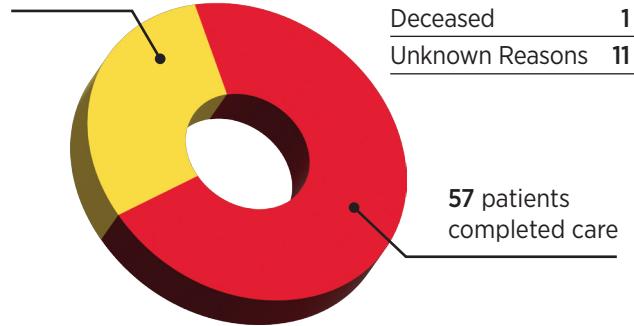
OT: 4/5 (75-90% goal achievement)

## DROP OUT RATE

24 patients did not complete full course of care

30% Drop Out Rate

Insurance Issues	5
Medical Issues	7
Deceased	1
Unknown Reasons	11



## PATIENT PERCEPTION OF CARE

(BASED ON PRESS GANEY SURVEY SCORES 1-100)

Therapy Progress Toward Goals: 95.37

Overall Rating of Care: 97.39

Likelihood of Recommending: 96.15