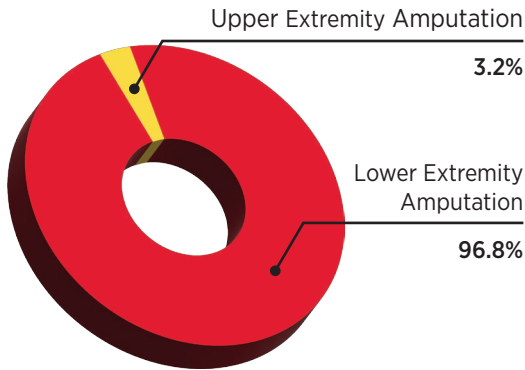


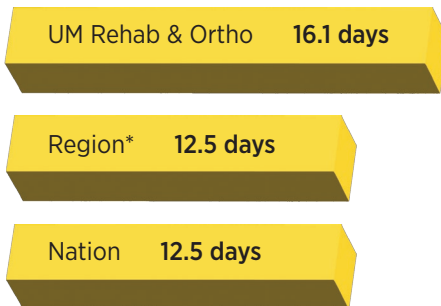
# Amputee Rehabilitation Program | 2022

**NUMBER OF PATIENTS: 62**

## LEVEL OF AMPUTATION

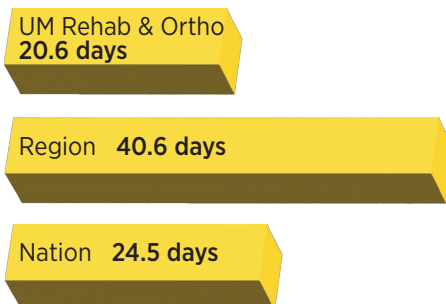


## AVERAGE LENGTH OF STAY



\*Region: MD, WV, PA, DE & DC

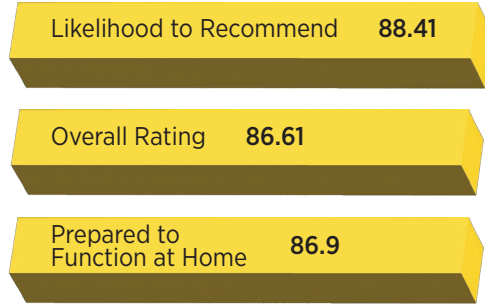
## AVERAGE DAYS FROM ONSET



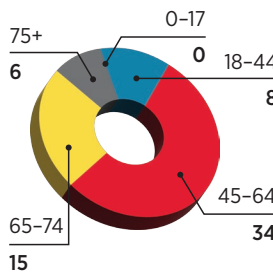
Our patients come to rehab earlier

## QUALITY & SATISFACTION

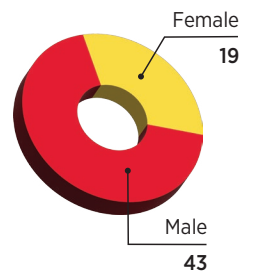
(Based on Press Ganey scores (0-100) /  
UM Rehab & Ortho mean score)



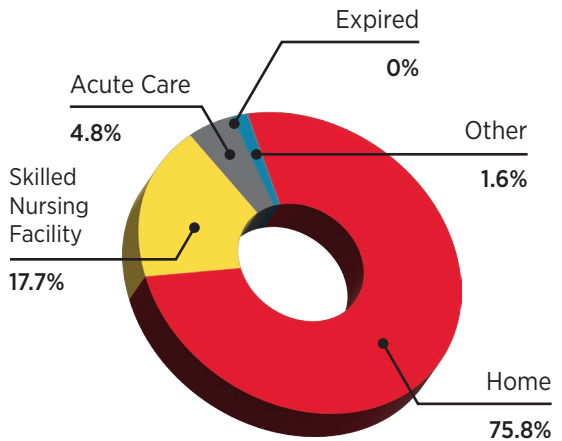
## AGE (Average Age: 58.6)



## GENDER



## DISCHARGE SETTING



## FUNCTIONAL OUTCOMES

<b>Change in Self-Care</b>	UM Rehab & Ortho	12.70
	Expected Ave	12.50
<b>Change in Mobility</b>	UM Rehab & Ortho	26.60
	Expected Ave	27.50
<b>Functional Efficiency</b> (higher number is better)	UM Rehab & Ortho	2.94
	Expected Ave	2.94